


**CASS COUNTY FAIR ASSOCIATION ANNUAL REPORT  
AS OF SEPTEMBER 30, 2019**

**ANNUAL MEETING**


October 22, 2019


Beginning Balance, October 1, 2018		\$124,571.83
Income per attached Schedule - Page 2	\$561,249.08	
Expenses per attached Schedule - Page 3	<u>424,521.18</u>	
Income Over Expenses		<u>136,727.90</u>
		\$261,299.73
Less: New Equipment	\$29,868.86	
Capital Improvements	100,957.98	
Sewer Loan Payments	5,570.90	
Personal Loan Payment	1,800.00	
Decrease in Accounts Payable	<u>7,846.41</u>	
		<u>146,044.15</u>
		\$115,255.58
Plus: State of Michigan Grant - LED Lighting		14,125.00
		\$129,380.58
		<u>=====</u>
<b>BALANCE SEPTEMBER 30, 2019</b>		<b>\$129,380.58</b>
		<u>=====</u>
<b><u>ACCOUNT BALANCES MAKING UP 9-30-19 BALANCES</u></b>		
Chemical Bank Checking Account		\$7,251.67
Chemical Bank Certificates of Deposit		10,943.30
Fifth Third Bank Business Savings		85,788.27
Fifth Third Bank Checking Accounts		8,466.58
Accounts Receivable - Auctions		<u>16,930.76</u>
		\$129,380.58
		<u>=====</u>
<b><u>SPECIALLY ALLOCATED FUNDS - See Page 4 &amp; 5 for Detail</u></b>		
Home Arts Fund - FTB Checking Account		\$4,068.84
King/Queen Pageant Fund - FTB Checking Account	\$2,056.26	
FTB Certificate	<u>6,000.00</u>	\$8,056.26
Lt. Horse Barn Project - CB Checking Account	\$4,420.07	
CB Certificate	<u>61,000.00</u>	\$65,420.07
Lowe Event Center - FTB Checking		\$79,591.64
Special Projects Fund - FTB Checking Account	\$4,067.26	
FTB Business Savings	<u>54,920.65</u>	\$58,987.91


This financial report has been reviewed by the following Auditing Committee


  
\_\_\_\_\_  
Brian Kuemin, President

  
\_\_\_\_\_  
David Bratton, Executive Committee

  
\_\_\_\_\_  
Gail Peterson, Vice President

  
\_\_\_\_\_  
Shane Harris, Executive Committee

  
\_\_\_\_\_  
Zelda Cloud, Secretary

  
\_\_\_\_\_  
Diane M. Skibbe, Treasurer

2019 CASS COUNTY FAIR ASSOCIATION ANNUAL REPORT

Page 2

October 22, 2019

SCHEDULE OF INCOME

Gate Admissions		\$117,053.00
Season Passes		32,869.00
Grandstand - Street Legal Truck Pull	\$8,530.00	
Superkicker Rodeo	6,340.00	
SSTP & Truck Pulls	11,146.00	
Demolition Derby	22,371.00	
Bump & Run Demo Derby	8,713.00	
SJO Super Cross	10,914.00	
Monster Trucks	<u>14,228.09</u>	82,242.09
Midway & Concessions		52,386.00
Commercial Exhibit Space		62,668.00
Interest		405.14
Entry Fees - Farm Tractor Pull	\$2,870.00	
Horse Pulls	300.00	
Draft Horse Classes	<u>710.00</u>	3,880.00
Rental - Off-Season Storage	\$23,023.00	
Off-Season Rental of Grounds	21,200.00	
Camping - Fair Week	70,180.00	
Gregarek/Lowe Building	<u>3,350.00</u>	117,753.00
Sponsorship - Trophy Sponsors	\$5,829.00	
Corporate Sponsors	<u>45,512.50</u> *	51,341.50
Livestock Sale Commission		20,392.24
Premium Book Advertising		2,235.00
Advertising Benches/Picnic Tables		3,515.00
Membership Fees		540.00
Donations		9,927.16
Scrap		317.86
ATM Fees		2,820.00
Miscellaneous		<u>904.09</u>
TOTAL INCOME		\$561,249.08

SCHEDULE OF DISBURSEMENTS

Premiums		\$16,042.00
Judges & Announcers		9,927.35
Trophies & Ribbons		12,113.83
Grandstand Attractions - Street Legal Truck Pull	\$5,522.52	
Superkicker Rodeo	10,679.53	
SSTP & Truck Pulls	20,799.53	
Farm Tractor Pull	2,267.00	
Demolition Derby	4,829.53	
Bump & Run Demo Derby	3,829.52	
SJO Motor Cross	6,829.52	
Monster Trucks	<u>15,722.85</u>	70,480.00

\*Additional \$6,550 in Corporate Sponsors on Page 5 in Special Projects Report

2019 CASS COUNTY FAIR ASSOCIATION ANNUAL REPORT

Page 3

October 22, 2019

SCHEDULE OF DISBURSEMENTS (CONTINUED)

Other Entertainment-Fearless Flores	\$10,176.14	
Pedal Pull	825.00	
Horse Pulling Events	503.85	
Nick's Kids	4,395.19	
Fireworks	2,550.00	
Kachunga Alligators	<u>7,200.00</u>	25,545.18
Community Building Expense		1,146.80
Telephone, Postage, Meeting		5,933.88
Advertising & Promotion		11,040.00
Office Expense & Printing		9,662.65
Sponsorship Expense		9,106.95
Dues, Subscriptions, Fees		1,180.00
Salaries & Labor		64,896.57
Payroll Taxes		5,069.09
Repair & Maintenance		66,423.41
Supplies		10,594.55
Rental of Equipment		18,888.58
Utilities		36,016.00
Security & Parking		6,070.80
Gate Workers		4,500.00
Service Donations		720.00
Donations		200.00
Insurance		17,870.00
Interest		2,973.10
Credit Card Fees/Bank Charges		4,320.29
Auction Expense		11,525.75
Licence & Permit Fees		651.00
Benches.		266.85
Miscellaneous		<u>1,356.45</u>
TOTAL EXPENSES		\$424,521.08
New Equipment - Benches	\$7,100.00	
Picnic Tables	11,000.00	
Office Equipment Upgrades	1,335.84	
Radios	711.86	
Gregarek Bldg. Tables/Chairs	<u>9,721.16</u>	29,868.86
Sewer Loan Payments		\$5,570.90
Capital Improvements - Audio Improvements	\$4,337.99	
LED Lighting	43,497.99	
Infield Improvements	23,453.55	
Grandstand & Infield Fences	21,349.00	
Vendor Water Lines	7,047.32	
Gate Improvements	<u>1,272.13</u>	100,957.98
TOTAL DISBURSEMENTS		\$560,918.82

HOME ARTS FUND

Beginning Balance, October 1, 2018		\$10,652.34
Income - Raffle	\$861.00	
Quilt Block Kits	420.00	
Pillows	102.00	
Interest	<u>74.14</u>	<u>1,457.14</u>
		\$12,109.48
Expense - Quilting Kit Supplies	\$378.56	
Raffle License	\$50.00	
Raffle Tickets	\$112.08	
Donation: - Lowe Building Event Center	<u>7,500.00</u>	<u>8,040.64</u>
BALANCE SEPTEMBER 30, 2019		<u><u>\$4,068.84</u></u>

KING/QUEEN PAGEANT FUND

Beginning Balance, October 1, 2018		\$11,936.55
Income - Sponsors	\$4,059.50	
Interest	<u>88.48</u>	<u>4,147.98</u>
		\$16,084.53
Expense - Pageant Supplies	\$2,028.27	
Scholarships	\$1,000.00	
Donations - Tables & Chairs for Gregarek Bldg.	<u>5,000.00</u>	<u>8,028.27</u>
BALANCE SEPTEMBER 30, 2019		<u><u>\$8,056.26</u></u>

LIGHT HORSE BARN PROJECT

Beginning Balance, October 1, 2018		\$63,836.61
Income - Interest		1,583.46
Expense		<u>0.00</u>
BALANCE SEPTEMBER 30, 2019		<u><u>\$65,420.07</u></u>

2019 CASS COUNTY FAIR ASSOCIATION ANNUAL REPORT

Page 5

October 22, 2019

CASS COUNTY FAIR ASSOCIATION  
SPECIAL PROJECTS FUND AS OF 9-30-19

	Acct.#	10/01/18 BEGINNING BALANCE	DONATIONS	SPONSORS	FUND RAISERS	INTEREST	TRANSFERS	FAIR SUPPLIES	CAPITAL IMPR.	09/30/19 ENDING BALANCE
Accoe Memorials - Joyce - 2017	141	677.21								677.21
Accoe Memorials - Pauline - 2018	122	1,235.00								1,235.00
Accoe Memorials - Richard - 2008	121	810.00								810.00
Beef	111	2,574.94	3,000.00							5,574.94
CCFA	109	1.58				21.67				23.25
Cox Memorials - Bob & Doris - 2018	143	1,615.00								1,615.00
Dairy	112	901.32								901.32
Dairy Feeder	113	6,619.34			2,140.00					5,523.11
Dog	114	130.85	80.00							53.40
John Memorials - Charlie - 2016	129	1,950.00								1,950.00
Draft Horse Raffle	144	0.60					-0.60			0.00
edore Memorials - Barb - 2018	142	790.00								790.00
Goat	115	9,365.66	2,598.00							11,963.66
Guise Memorials - Jim - 2013	125	2,997.22								1,608.52
Handi-Capable Day	145	1,658.80		5,350.00						4,507.00
Light Horse Superintendents	139	2,868.98			4,256.65					4,186.88
Maxwell Memorials - Kenneth - 2016	138	1,115.00								0.00
Mesko Memorials - James - 2018	124	4,060.00								0.00
Michigan Gateway Foundation	131	2,700.00	1,435.00							4,135.00
Orton Memorials - John - 2019	147	0.00	840.00							0.00
Peterson Memorials - Dorothy - 2015	128	1,370.00								0.00
Poultry	117	1,505.73	210.00	500.00	564.00					1,370.00
Rabbits	118	2,497.45			345.75					1,215.12
Sheep	119	1,675.00								2,772.16
Showmanship Sweepstakes - LA	136	1,754.62								1,675.00
Showmanship Sweepstakes - SA	148	0.00		500.00						1,651.66
Skibbe Memorials - Lester - 2017	140	4,270.00	100.00	200.00						0.00
Sparks Scholarship	133	355.00	989.91							0.00
Still Exhibits	134	57.77								0.00
Supt. Breakfast/Luncheon	137	37.49			202.95					1,344.91
Swartz Memorials - Pat - 2019	146	0.00	1,780.00							168.15
Wine	120	2,458.29								2.49
Vyant Memorial - Victor - 2018	126	895.00			1,520.00					980.00
<b>TOTAL</b>		58,947.85	11,032.91	6,550.00	9,029.35	21.67	-7,010.60	-6,000.17	-13,583.10	58,987.91

CASS COUNTY FAIR ASSOCIATION  
"MOMENT IN TIME" CAMPAIGN  
FOR LOWE EVENT CENTER PROJECT

September 30, 2019

INCOME:

First payment form Lowe Foundation*	\$100,000.00	
Donations	64,555.42	
Transfer of Home Arts CD	7,500.00	
Interest	<u>1,577.26</u>	\$173,632.68

EXPENSE:

Architectural Drawings	\$1,212.90	
Brochure	300.00	
Building Permit	695.00	
Fryman - Gutters	1,992.00	
Gas Line Installation	8,597.56	
Meeting Expense	111.13	
Moore Bros. Enterprises	81,009.25	
Office Expense	48.20	
Propane Tank Removal	<u>75.00</u>	<u>94,041.04</u>

\$79,591.64

=====

\*Total Lowe Commitment      \$300,000.00

2019 LIVESTOCK SALE STATISTICS

	<u>No. of Animals</u>	<u>Total Pounds</u>	<u>Average Weight Per Animal</u>	<u>Average Price Per Lb.</u>	<u>Average Price Per Animal</u>	<u>Total</u>
Beef	49	62,975	1285.20	2.000	2,570.28	\$125,943.75
Beef Feeders	13	5,515	424.23	2.257	957.39	12,446.00
Dairy Feeder	73	38,520	527.67	2.168	1,143.69	83,489.50
Draft Horse						3,900.00
Ducks	104				192.79	20,050.00
Eggs						600.00
Gallon of Milk						12,250.00
Geese	3				275.00	825.00
Goats	95	5,857	61.65	4.720	291.00	27,645.00
Lambs	73	8,993	125.19	5.309	653.95	47,738.30
Poultry	61				252.46	15,400.00
Rabbits	185				232.59	43,030.00
Swine	156	39,928	255.95	4.267	1,042.05	170,360.34
Turkeys	15				283.33	4,250.00
TOTAL ANIMALS	827					
TOTAL AUCTION						\$567,927.89
Less: Commission						20,392.24
Swine & Dairy Feeder Exhibitor Entry Fees						<u>2,260.00</u>
						\$545,275.65
Plus: Resale animals not included in auction						<u>3,030.95</u>
TOTAL AMOUNT PAID TO EXHIBITORS						<u>\$548,306.60</u> =====