

**CASS COUNTY FAIR ASSOCIATION ANNUAL REPORT
AS OF SEPTEMBER 30, 2014**

ANNUAL MEETING

October 28, 2014

Beginning Balance, October 1, 2013		\$88,812.38
Income per attached Schedule - Page 2	\$465,178.22	
Expenses per attached Schedule - Page 3	<u>427,902.88</u>	
Income Over Expenses		<u>37,275.34</u>
		\$126,087.72
Less: New Equipment	\$15,070.37	
Capital Improvements	26,981.25	
Sewer Loan Payments	4,479.85	
Decrease in Accounts Payable	<u>4,161.00</u>	<u>50,692.47</u>
BALANCE SEPTEMBER 30, 2014		<u>\$75,395.25</u> =====


ACCOUNT BALANCES MAKING UP 9-30-14 BALANCES

Old National Bank Checking Accounts		\$6,225.33
Old National Bank Certificates of Deposit		20,752.62
Fifth Third Money Market		34,144.17
Fifth Third Bank Checking Accounts		1,556.74
Accounts Receivable - Auctions		12,413.39
Prepaid Expense		<u>303.00</u>
BALANCE SEPTEMBER 30, 2014		<u>\$75,395.25</u> =====


SPECIALLY ALLOCATED FUNDS - See Page 4 & 5 for Detail

Home Arts Fund - FTB Checking Account	\$4,838.52	
FTB Certificate	<u>5,000.00</u>	\$9,838.52
King/Queen Pageant Fund - FTB Checking Account	\$5,047.33	
FTB Certificate	<u>2,250.00</u>	\$7,297.33
Lt. Horse Barn Project - ONB Checking Account	\$29,867.83	
ONB Certificate	<u>30,500.00</u>	\$60,367.83
Special Projects Fund - FTB Checking Account		\$33,675.30


This financial report has been reviewed by the following Auditing Committee



Gail Peterson, President




Diane M. Skibbe, Treasurer




Kevin Hershberger, Vice President



Gene Deubner, Executive Committee



Zelda Cloud, Secretary



Brian Kuemin, Executive Committee

SCHEDULE OF INCOME

Gate Admissions		\$83,902.30
Season Passes		38,595.00
Grandstand - Street Legal Truck Pull	\$2,520.00	
The Willis Clan	3,271.00	
SSTP & Truck Pulls	11,516.00	
Superkickers Rodeo	8,736.00	
Demolition Derby - Thursday	16,852.00	
SJO Super Cross	9,557.00	
Monster Trucks	<u>19,778.00</u>	72,230.00
Midway & Concessions		48,522.00
Commercial Exhibit Space		55,605.00
Interest		106.25
Entry Fees - Farm Tractor Pull	\$2,991.00	
Horse Pulls	240.00	
Draft Horse Classes	905.00	
Late Entry Fees	<u>575.00</u>	4,711.00
Rental - Off-Season Storage	\$22,205.00	
Off-Season Rental of Grounds	12,010.00	
Camping - Fair Week	46,150.00	
Gregarek/Lowe Building	<u>7,750.00</u>	88,115.00
Sponsorship - Trophy Sponsors	\$4,446.20	
Corporate Sponsors	<u>37,950.00</u>	42,396.20
Livestock Sale Commission		21,638.91
Premium Book Advertising		3,228.00
Advertising Benches		200.00
Internet Fees		514.00
Membership Fees		146.00
Donations		5,164.49
Gas Tax Credit		66.00
Miscellaneous		<u>38.07</u>
TOTAL INCOME		\$465,178.22

=====

SCHEDULE OF DISBURSEMENTS

Premiums		\$17,117.00
Judges & Announcers		10,056.50
Trophies & Ribbons		16,086.53
Grandstand Attractions - Street Legal Truck Pull	\$5,069.31	
The Willis Clan	10,243.72	
SSTP & Truck Pulls	17,590.32	
Farm Tractor Pull	1,809.50	
Superkickers Rodeo	9,625.72	
Demolition Derby - Thursday	7,762.81	
SJO Super Cross	6,585.72	
Monster Trucks	<u>19,795.69</u>	78,482.79

SCHEDULE OF DISBURSEMENTS (continued)

Other Entertainment – Lumberjack Enterprises	\$10,000.00	
Pedal Pull	750.00	
Horse Pulling Events	775.00	
Nick's Kids	5,179.94	
Neal Snyder Firefighters Show	5,100.00	
Fireworks	2,550.00	
Wild World of Animals	8,400.00	
Karaoke	<u>1,400.00</u>	34,154.94
Community Building Expense		1,394.65
Telephone, Postage, etc.		7,636.81
Advertising & Promotion		20,291.71
Office Expense & Printing		14,786.54
Sponsorship Expense		11,601.80
Dues, Subscriptions, Fees		973.00
Salaries & Labor		43,706.99
Payroll Taxes		3,343.53
Repair & Maintenance		51,271.03
Supplies		14,609.92
Rental of Equipment		23,271.79
Utilities		33,148.06
Security & Parking		5,240.00
Gate Workers		3,500.00
Service Donations		1,160.00
Donations		320.00
Insurance		15,375.00
Interest		4,064.15
Credit Card Fees/Bank Charges		288.64
Benches		132.30
Swine Quiz Bowl		200.00
Auction Expense		14,471.52
Website/Internet		601.76
Miscellaneous		<u>615.92</u>
TOTAL EXPENSES		\$427,902.88
New Equipment – Sheep Gates	\$8,000.00	
Benches	400.00	
Sound for Grounds	5,041.35	
Mats - Gregarek Building	<u>1,629.02</u>	15,070.37

SCHEDULE OF DISBURSEMENTS (continued)

Sewer Loan Payments		\$4,479.85
Capital Improvements – Sheep Barn Improvements	\$2,879.00	
Fencing	1,782.00	
Grandstand Improvements	14,178.98	
South Gate Restroom Impr.	2,500.00	
Grange Building Improvement	4,720.33	
Sign	<u>920.94</u>	<u>26,981.25</u>
TOTAL DISBURSEMENTS		<u>\$474,434.35</u> =====

HOME ARTS FUND

Beginning Balance, October 1, 2013		\$9,410.87
Income – Raffle	\$1,299.00	
Quilt Block Kits	290.00	
Silent Auction – Pillows	215.00	
Interest	<u>2.28</u>	<u>1,806.28</u>
		\$11,217.15
Expense - Quilting Kit Supplies	\$1,201.80	
Raffle License	\$50.00	
Raffle Tickets	<u>126.83</u>	<u>1,378.63</u>
BALANCE SEPTEMBER 30, 2014		<u>\$9,838.52</u> =====

KING/QUEEN PAGEANT FUND

Beginning Balance, October 1, 2013		\$6,565.12
Income - Sponsors	\$2,649.00	
Interest	<u>1.13</u>	<u>2,650.13</u>
		\$9,215.26
Expense - Pageant Supplies	\$717.92	
Scholarships	<u>1,200.00</u>	<u>1,917.92</u>
BALANCE SEPTEMBER 30, 2014		<u>\$7,297.33</u> =====

LIGHT HORSE BARN PROJECT

Beginning Balance, October 1, 2013		\$45,879.91
Income – Horse Clinics	\$11,628.93	
Donations	1,780.00	
Rail Sponsors	1,200.00	
Interest	<u>46.40</u>	<u>14,655.33</u>
Horse Clinic Expense		167.41
BALANCE SEPTEMBER 30, 2014		<u>\$60,367.83</u> =====

SPECIAL PROJECTS FUND

	<u>10/1/2013</u> <u>Balance</u>	<u>Projects,</u> <u>Donations,</u> <u>Egg Sale</u>	<u>Transfer</u>	<u>Expense/</u> <u>Transfer</u>	<u>9/30/2014</u> <u>Balance</u>
Richard Accoe Memorials – 2008	\$1,010.00				\$1,010.00
Beef Exhibitors	1,080.33	1,739.86		(333.99)	2,486.20
Bravo Awards		225.00		(221.29)	3.71
Dairy Exhibitors	1.32				1.32
Dairy Feeder Projects	2,078.50	750.00			2,828.50
Dog Projects	75.00				75.00
Draft Horse Projects	100.00				100.00
Dunk Tank	3.91				3.91
Goat Projects	672.76	125.00		(240.34)	557.42
Jim Guse Memorials – 2013	8,060.00				8,060.00
Keith Kirkdorfer Memorials – 2008	4,336.21				4,336.21
Michigan Gateway Comm. Fdn.	7,688.19	1,100.00			8,788.19
Poultry Barn Improvements	948.24	376.00			1,324.24
Sheep Projects	885.00			(885.00)	-
Show Arena Projects	720.00			(720.00)	-
Showmanship Sweepstakes		1,000.00	283.78	(652.30)	631.48
Sparks Comm. Scholarship	130.00	150.00		(100.00)	180.00
Still Exhibit Auction	208.74	3,025.00		(2,960.25)	273.49
Swine Projects	524.57		76.05		600.62
Richard Wooden Memorials – 2002	488.75			(488.75)	-
Warren Wooden Memorials – 2009	<u>2,415.01</u>				<u>2,415.01</u>
	\$31,426.53	\$8,490.86	\$359.83	\$(6,601.92)	<u>\$33,675.30</u> =====

2014 LIVESTOCK SALE STATISTICS

	<u>No. of Animals</u>	<u>Total Pounds</u>	<u>Average Weight Per Animal</u>	<u>Average Price Per Lb.</u>	<u>Average Price Per Animal</u>	<u>Total</u>
Beef	52	65,310	1255.96	2.462		\$160,788.00
Beef Feeders	10	4,136	413.60	3.522		14,563.75
Chickens	147				166.36	24,455.00
Dairy Feeder Steer	65	35,255	542.39	3.106		109,503.75
Draft Horse						4,250.00
Ducks	52				169.07	8,790.00
Eggs						400.00
Gallon of Milk						6,750.00
Geese	12				220.83	2,650.00
Goats	68				252.21	17,150.00
Lambs	97	12,271	126.51	4.016		49,280.02
Rabbits	176				194.75	34,275.00
Swine	189	48,990	259.21	3.800		186,118.75
Turkeys	<u>44</u>				176.71	<u>7,775.00</u>
TOTAL ANIMALS	912					
TOTAL AUCTION						\$626,749.27
Less: Commission						21,638.91
Photographs & Miscellaneous Deductions						<u>2,065.00</u>
TOTAL AMOUNT PAID TO EXHIBITORS						<u>\$603,045.36</u> =====