

Cat Evaluation Book

PROJECT AGREEMENT

I _____ (the 4-H member) will be responsible for the primary care of my animal project. I will keep accurate records throughout the project year and agree to finish this record as part of completing my 4-H small animal project.

Signed _____ (Member) Date _____

I _____ (4-H parent) will be responsible for helping my child in the care of their project. I agree to make this an educational experience and do all I can to teach my child ethical principles of care, treatment, training and record keeping related to this project.

Signed _____ (Parent/Guardian) Date _____

CAT PROJECT HUMANE TREATMENT POLICY

I, _____, am responsible for the care, welfare, and training of my 4-H animals. I promise to care for and train them in a humane and ethical way.

I know that a healthy animal needs the proper kind and amount of food, water, shelter and health care. I understand that proper administration of vaccinations and medicine is important. I know that it is my responsibility to provide that care.

It is my duty to see that my animals are cared for properly.

I know that training by me is required and that my dog must behave in an acceptable manner. I understand that if my dog does not follow these standards and acts aggressively or harmful against another animal or person that they will no longer be welcomed in the program. I understand that cruel or excessively harsh training practices are not to be used in the 4-H program.

I will be honest and consistent in my care and training of my project animal.

Member Signature

Date

IMPORTANT NAMES AND CONTACT INFORMATION

4-H Leader	Phone:
Veterinarian Office:	Phone:
Project Leader	Phone:
Local Extension Office	Phone:
Other:	Phone:
Other:	Phone:

Cat Identification Page

(Please fill out identification page for each cat)

Dog Name: _____

Dog Breed: (If mixed, please choose the breed your dog most resembles).

When did you get your dog? How old were they?










Describe your dog's favorite activities:

Describe your dog's appearance (how they look):

How does your dog learn best? (Treat, Toy, or Praise motivation, etc.)

BODY CONDITION SCORE

A helpful tool to use when assessing the overall health of an animal is body condition scoring. Body condition scoring is used to assign a value, 1-9 based on defined criteria. Evaluation of an animal's body condition involves both visual examination and palpation of the bone structure, especially the ribs, vertebrae and pelvis. Specific criteria for scoring the body condition of the cat is described below.

TOO THIN		
1		<ul style="list-style-type: none">• Ribs, spine and pelvic bones easily visible on shorthaired cats• Very narrow waist• Small amount of muscle• No palpable fat on the rib cage• Severe abdominal tuck
2		<ul style="list-style-type: none">• Ribs easily visible on shorthaired cats• Very narrow waist• Loss of muscle mass• No palpable fat on the rib cage• Very pronounced abdominal tuck
3		<ul style="list-style-type: none">• Ribs visible on shorthaired cats• Obvious waist• Very small amount of abdominal fat• Marked abdominal tuck
IDEAL		
4		<ul style="list-style-type: none">• Ribs not visible but are easily palpable• Obvious waist• Minimal amount of abdominal fat
5		<ul style="list-style-type: none">• Well proportioned• Ribs not visible but are easily palpable• Obvious waist• Small amount of abdominal fat• Slight abdominal tuck
OVERWEIGHT		
6		<ul style="list-style-type: none">• Ribs not visible but palpable• Waist not clearly defined when seen from above• Very slight abdominal tuck
OBESE		
7		<ul style="list-style-type: none">• Ribs difficult to palpate under the fat• Waist barely visible• No abdominal tuck• Rounding of abdomen with moderate abdominal pad
8		<ul style="list-style-type: none">• Ribs not palpable under the fat• Waist not visible• Slight abdominal distension
9		<ul style="list-style-type: none">• Ribs not palpable under a thick layer of fat• Waist absent• Obvious abdominal distension• Extensive abdominal fat deposits

What would your cat(s) score be?

What does the score tell you about the health of your cat(s)?

NUTRITION/FEEDING RECORD

Answers to the following questions should reflect age and knowledge; older members should give more complete and detailed answers.

(Beginners Age Division are only required to fill out the first two questions, may attach bag label for reference)

What do you feed your cat(s)? Please include any nutritional supplements that are being given. (Example: brand name and how much).

What is the main ingredient of the food?

How do you know this is a complete and balanced cat food for the maintenance of your cat(s)?

Why is protein a requirement for cats?

Why is it important to have quality animal based protein versus plant based protein?

Why is fat important in a cat's diet?

List at least three foods that should be avoided when feeding your cat(s)?

What other snacks or treats do you give your cat(s)?

HEALTH CARE RECORD

Your cat's health is maintained by regular exercise, good nutrition, care and grooming. Your veterinarian can give vaccinations to prevent disease and can help with sickness, accidents or special problems. Your cat should have the locally required vaccinations, and any other required vaccinations for participating in shows. NOTE: Rabies Vaccination paper as required by State must be attached herein. If your cat(s) do not have current Rabies vaccinations, a written statement from your veterinarian stating why not, MUST be included herein if Rabies vaccination is not current.

Be sure vet costs are recorded on the "Expense Report" section so that you may properly access your project. It is important for the members to understand the costs endured in canine care and ownership.

Health Care Report: (record all vet visits, accidents, sickness, treatments and heartworm prevention) these costs should be reported under expenses. **Attach vet records into your book, as a part of record keeping it is important to keep proof of vaccinations, this includes stickers from self-administered vaccinations.**

(Beginners Should list any visits; however, do not need extensive detail).

Which Vaccines Are Required for Fair?

(You may abbreviate the combination vaccine).

SUPPLIES AND EQUIPMENT

List items (for example: Crate(s), leads, collars, shampoo, toothbrush, etc.) you currently have on hand related to your project on the first day of project.

(NOT REQUIRED FOR BEGINNER AGE DIVISION)

Description and number of item/s	How Many?	Replacement Value
<i>Example: brush</i>	2	\$xx.xx

(Add additional pages as needed.)

INCOME

Record all income that is earned by member and used in the care of equipment needed for their project cat(s). Include any show/award premiums at local County Cat Shows and winnings from other venues. List chores for family or others that you do to help pay back for the cost of care for your cat. If money is earned doing any chore, that amount needs to be listed. If no money is earned for doing any chore or premium, be sure to write "N/A" on the space under "Amount".

Date	Describe income source or chores	Amount
Total		

(Add additional pages as needed.)

SHOW/EVENT LOG

List all show or exhibition activities including non-4-H events that you and your cat participated in. Attach score sheets to help record your progress.

Date mm/dd/yy	Cat(s) Name	Event (fun show, fair, etc.)	Class Name	Number in Class	Score	Placing

(Add additional pages as needed.)

ACTIVITY LOG/ LEARNING EXPERIENCES

List all cat specific activities whether 4-H or other (for example: Hunting, Tracking, Lure Coursing, etc.) that you have participated in. List Demonstrations, Community Service, Trainings, Meetings, Shows. Please keep your descriptions brief: describe the activity and what experiences you learned, good or bad.

Date	Type of Activity	What did you learn or do?	Mileage
Examples: May 1	Community Service	Cleaned fairgrounds for spring show	xx
7-13	Demonstration	Clipping my cat's toe nails Speaking in front of a group	xx
July 22	Cat Shows	Judged explained to me a couple of handling errors that I was doing so that I could correct them.	xx

(Add additional pages as needed.)

CAT TRAINING EVALUATION LOG

Record your cat's training level in each class the cat is participating in. List each exercise and evaluate your cat's ability. Also include non-4-H activities you are involved (i.e., herding, tracking etc.). **Have an adult leader or parent help you evaluate your cat. Fill one training evaluation log for each cat.** Please make sure all classes that you are involved in are listed in this log.

Cat's Name:	Beginning Date:			Ending Date:		
	Need to Learn	Does Ok	Does Great	Need to Learn	Does Ok	Does Great
<i>Example: Sub Novice - On Leash</i>		X			X	
<i>Figure 8 on leash</i>	X				X	

(Add additional pages as needed.)

GOAL EVALUATION

Goals help you to achieve more when you review them each year. At the End of the year, answer the following questions. Please list steps you can use to accomplish goals. You may write these on an additional page. **(Beginners can simply state their goal and if it has been completed or not).**

Project Goal # 1

Did you accomplish this goal?

Did you use the steps you listed to accomplish this goal? If you used more steps than you listed, please detail those below

If you did accomplish your goal, how will it help you in the future?

If you did not, what can you do differently to accomplish this?

Personal Goal #1

Did you accomplish this goal?

Did you use the steps you listed to accomplish this goal? If you used more steps than you listed, please detail those below

If you did accomplish your goal, how will it help you in the future?

If you did not, what can you do differently to accomplish this?

Service Goal #1

Did you accomplish this goal?

Did you use the steps you listed to accomplish this goal? If you used more steps than you listed, please detail those below

If you did accomplish your goal, how will it help you in the future?

If you did not, what can you do differently to accomplish this?

MY FAIR or 4-H STORY

This story is meant to be fluid; this means that you may add to it each year or every three years as you move up in age division. Please keep old stories, as all information in this book. The purpose is to show you and your cats' progress.

This story is NOT restricted to the Cat Program, your 4-H Story will appear on many scholarship and award applications, here is your chance to draft your story in advance!

Length and Format Guidelines

You can type or hand-write your story. If you hand-write the story, use ink on lined white notebook paper. If typed, use plain white paper 12 point font and Times New Roman or Similar font.

Leave wide enough margins so the story can be read if inserted into a report cover.

Length of Story: recommended minimum of 2 page. (One paragraph for beginners).

Story can be single or double-spaced as long as it does not exceed three pages.

Be sure to use proper grammar and sentence structure. Edit your story when finished and use spell check if available. Have someone else read your story to help in your editing process.

Please use these questions to help write your story:

Why did you choose this project?

What did you learn?

Did you learn what you had hoped to learn?

Did anyone help you and how did they help you?

What did you like the best about your project?

What would you do differently if you were to do it again?

What is your favorite thing about this project or being a 4-H member

PHOTOGRAPHS FROM YOUR CAT PROJECT

A minimum of one photo of you and your cat is required. Additional pages may be added, scrapbook format is acceptable but not required.

LIMIT PHOTOS TO THE CAT PROJECT OR ACTIVITIES ONLY

PROJECT COMPLETION

I declare that the information in this book is correct and all 4-H requirements have been completed to the best of my knowledge

Member Signature

Date

Leader Signature

Date

Parent/Guardian Signature

Date

NOTE: Include this as the very last page of your record book, after your story and pictures.

Please Note that his book is designed to be added to each year, not redone in its entirety.

- You may add cat ID pages as needed (keep the old ones)
- Change information as needed (ex. food types, Body Conditioning Score)
- You **MUST** add to the records yearly- print outs from Vet need to be attached not just written in.
- Add expenses yearly (it is important to manage the true cost of your project)
- Enter into the logs as you progress through the years in this project.
 - Keep records of your classes and placements to better understand what class you will be in the next year- keep track of qualifying vs non qualifying scores and your placement to reflect upon your progress!
- Please add at least one new photo each year of you and your cat as well.
- Goals should be done each year and keep your old ones (you can have the same goal for more than a year- but keep track of each year so that you can remind yourself of your goals achieved vs. goals you are still working on.

The purpose of this Evaluation book is to help you keep a health record of you cat (s) and prepare you for future scholarship opportunities and programs through both record keeping and interview preparation skills.